


Get on Board! Join Meriwether Lewis, William Clark, and the Corps of Discovery as they explore Thomas Jefferson's Louisiana purchase and expand America's borders.

Lewis & Clark: From Sea to Shining Sea will make you feel like you are part of the expedition as it introduces you to the explorers of New France, Napoleon Bonaparte, Thomas Jefferson, and the Louisiana Purchase, before setting off on an adventure of a lifetime!

Lewis & Clark: From Sea to Shining Sea is broken up into seven weeks:

- Week 1 - New France
- Week 2 - Thomas Jefferson, Napoleon Bonaparte, and the Louisiana Purchase
- Week 3 - Fixing for a Start
- Week 4 - Sacagawea Joins the Corps!
- Week 5 - Trials and Tribulations
- Week 6 - Ocean in View! Oh the Joy!
- Week 7 - Homeward Bound

The following is a sample of what you will be doing in Week 4 as you work through Lewis & Clark: From Sea to Shining Sea. Red lettering is added here for further explanation.



Week 4: Library Reading/Video Choices

Focus: Sacagawea Joins the Corps!

An * denotes that it or an equivalent of same subject matter is necessary in order to complete an assignment.

- + Younger Reader
- ++ Mid-level Reader
- +++ Older Reader

JB Sacagawea A Picture Book of Sacagawea/ David Adler (+)

JB Sacagawea Sacagawea/ Judith St. George (++)

J ODE Streams to the River, River to the Sea/ Scott O'Dell – historical fiction (++) *

J 599.36 M Prairie Dogs, Animal Prey/ Sandra Markle (++)

J 599.367 L Prairie Dogs/ Marybeth Lorbieki (++++)
J 759.13 P The Man Who Painted Indians: George Catlin/ Nancy Plain (++) *
J 970.004 D The Shoshone/ Christin Ditchfield(++)
J 970.6 H Indian Picture Writing/ Robert Hofsinde (+) *
B Sacagawea Sacagawea: Crossing the Continent with Lewis and Clark/
Emma Carlson Berne (++++)
598.097 P Peterson Field Guide to Birds of North America/ Roger Tory Peterson *
DVD 978.004 S Sacagawea: Heroine of the Lewis and Clark Journey *

Above is an abridged version of this week's library list. Each Once-a-Week Unit Study provides a weekly library list that includes a variety of books for that week's focus.

As you can see, I have alphabetically and numerically arranged each call letter in order for you to quickly and easily gather your library books.

I include books of different reading levels, have chosen books of superior quality, and have carefully screened books for objectionable material.

Your children are not meant to read all of the books listed. They pick and choose books to read throughout the week which most interest them. Reading is the only activity they will continue daily throughout the week.

Only books noted with an asterisk (or an equivalent of same subject matter) are necessary in order to complete a specific assignment.

What if you cannot find the exact book? No problem. Just pick another from that same library section and focus.

In addition to books, your list will also include documentaries/movies for you to pick up at the library or get from Netflix.

Our more recent library lists, as with Lewis and Clark: From Sea to Shining Sea, identify the reading selection's ability level by +, ++, and +++ icons.

Lewis & Clark: From Sea to Shining Sea

Week 4

Focus: Sacagawea Joins the Corps!

Supplies:

1' x 1' square of Styrofoam foam board	Dirt
Brown paint or stain	Water
Package of craft sticks	String or rope
Toothpicks	A variety of bird seed (see page 49)
Grass or craft moss, cut up	Tray with an edge (for a bird feeder)
Quick dry glue	Binoculars
Brown paper, felt, or chamois	Camera

Each Once-a-Week Unit Study provides you with a supply list for that week's assignments. Most will be items you already have in your home. Others will be inexpensive items you can pick up at a discount, craft, or hardware store.

Daily Activities



Independent Reading: Week 4 Library Choices

This week's main focus of reading will be on Sacagawea.

Family Read-Aloud: Streams to the River, River to the Sea

Each week's family read-aloud introduces your family to great literature while staying focused on that week's topic. It will most often be a classic, Caldecott/Newbery Award winner, or other noteworthy literary piece. Over the next two weeks you will enjoy reading Scott O'Dell's award winning novel, Streams to the River, River to the Sea.

Once-a-Week Activities



Family Devotional: PROVIDENTIAL GUIDANCE

“Providential: of or resulting from divine providence; happening as if through divine intervention.” That is the American Heritage Dictionary’s definition of the word providential.

As Christians, we do not believe in coincidence or that things just accidentally happen. We believe God is in control, that He governs the affairs of man, and “...we know that in all things God works for the good of those who love him...” (Romans 8:28)

The Lord also works in the lives of those who do not know Him. He causes both His sun to rise and rain to fall on everyone. (Matthew 5:45)

The American King James Bible tells us in Ecclesiastes 3:1, “To everything there is a season, and a time to every purpose under heaven.”

We do not always understand why or how God works as He does to accomplish His will. We are often left wondering, “Why me?” when maybe we should be asking “Why not me?” Believers are not promised a life free from trouble when we come to the Lord, but we are promised that He will never leave or forsake us. (Joshua 1:5)

- Read Isaiah 55:8-9.

In hindsight, however, we often notice the sequence of events and how God worked them out according to His purpose.

Sacagawea (and how she came to join the Corps of Discovery) seems to be one of those hindsight opportunities.

As you will discover this week, Sacagawea was a young Indian girl living among her people, the Shoshone, in the late 1700's, when the Hidatsa Indians suddenly raided her tribe and took her captive.

Sacagawea soon learned the language of the Hidatsa and was apparently treated like one of their own. During her stay with the Hidatsa, she married French fur trader, Toussaint Charbonneau.

The Hidatsa were a neighboring nation of the Mandan Indians. It was among the Mandan nation that the Corps of Discovery wintered, in 1804. And it was during that long, cold, icy winter that Lewis and Clark would have the fortunate, if not providential, blessing of meeting Charbonneau and Sacagawea.

Charbonneau spoke French, as well as several other Indian languages. Sacagawea spoke Hidatsa, Shoshone, and Indian sign language. Both she and her husband would prove invaluable interpreters for the expedition.

As the Corps of Discovery and their interpreters later approached the Rocky Mountains, it became apparent the party would need horses if they were to continue on to the Pacific Ocean. The Shoshone had horses. Sacagawea, a Shoshone herself, would prove vital in this endeavor. God was about to providentially intervene once more.

- While reading about Sacagawea this week, find out who she discovered the Chief of the Shoshone nation to be!
- Read Philippians 4:19 and Isaiah 58:11.



History/Language:

October 24, 1804

Six months and sixteen hundred miles into the expedition, the Missouri River was beginning to freeze, and the frigid, North Dakota winter was becoming unbearable. The Corps of Discovery was forced to settle in for the winter.

God had timed their journey perfectly, however, for it was among the friendly Mandan Indians that they wintered. It was also among the Mandan and their Hidatsa neighbors that they would meet Sacagawea. (TL)

*Whenever you see a **TL** it reminds your children to put that person or event in the history timeline notebook they created in week one.*

In your reading this week, you may come across a variety of spellings of her name. Three of the most common are Sacagawea (pronounce with a hard “g” sound), Sakakawea, and Sacajawea.

The spelling Sacagawea was adopted for use on the 2000 Sacagawea golden dollar pictured here.



Known to be Shoshone Indian, the Shoshone claim the proper spelling to be Sacajawea, meaning “boat launcher” or “boat puller.”

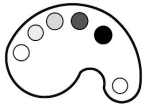
However, the Hidatsa Indians, who stole her from the Shoshone when she was just a young child, claim her name is Sakakawea meaning “bird woman” in their language.

In May 1805, Meriwether Lewis recorded in his journal “...this stream we called Sah-ca-gah-wea or bird woman’s river...,” naming it in honor of Sacagawea for her remarkable poise in the midst of a storm. Lewis and Clark’s journals and other crucial supplies would have been lost forever had it not been for Sacagawea that day. The river Lewis referred to is in Montana and is still known as the Sacagawea River.

The argument of how her name is spelled and the meaning of it are sure to endure.

One thing everyone does agree on, however, is that Sacagawea as well as many other helpful Indians, proved vital in the success of the expedition.

- While reading about Sacagawea this week, record significant details in your journal (*which your children started in week one*) which illustrate the essential and active role Sacagawea played in the success of the expedition.



Art:

Though the buffalo was as important to the Mandan as their more nomadic neighbors, the Mandan supplemented their way of life with farming and trade.

Their permanent villages were comprised of earth lodges.

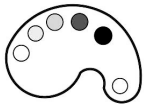
In the 1700's it is estimated that there were around 3600 Mandan living on the plains of North Dakota.

Sadly, the smallpox epidemic of 1837 devastated their nation, and killed off all but 125 of them. The few who survived joined up with their Hidatsa and Arikara neighbors. They formed the Three Affiliated Tribes, also known as the Mandan, Hidatsa, and Arikara Nation.



We have artist George Catlin to thank for the few remaining images we have of those ancient Mandan Indians.

- Page through Catlin's book *The Man Who Painted Indians* (listed in the above library list) for a look into the lives of the Mandan people.



Arts & Crafts:

The Mandan built their lodges on high bluffs to protect themselves from the floods of the Missouri River. Their dwellings were made from wood, branches, dirt, clay, and grass which provided them with insulation that kept them cool in the summer and warm in the winter. Their doors were made of buffalo hide.

- Make a model of a Mandan Earth Lodge:

Simple instructions for constructing a model Mandan lodge are included in your unit study.



Language:

With the arrival of the spring thaw came the corps' good-byes to the Mandan and the addition of three new members to their party: Sacagawea, her husband Toussaint Charbonneau, and the youngest corps member, Sacagawea's baby, Jean Baptist "Pomp" Charbonneau.

The keelboat, which had served them well since leaving St. Louis, was sent back east along with some of the original members of the Corps. The rest of the party would travel west in pirogues until they could find horses with which to cross the Rocky Mountains.

A *pirogue* was the French word for a canoe made from a hollowed out tree trunk.



Many items for Thomas Jefferson were aboard the keelboat including, maps drawn by Clark, journals, antelope skins, coyote bones, elk horns, Mandan corn, bows and arrows, soil and mineral samples, a buffalo robe, as well as various plant and animal specimens. Several live animal specimens were also sent to the president which included five magpies, a sharp-tailed grouse, and a prairie dog!

Some of the men, homesick for their families, wrote letters to their loved ones. These were aboard the returning keelboat, as well.

- Imagine you are a member of the Corps of Discovery. Write a letter to your family telling them about your adventures and your fellow corps members.

To view some of the objects Lewis and Clark collected while on their expedition visit:
www.peabody.harvard.edu/Lewis&Clark.

Discover the secret world of the prairie dog at:
www.nationalgeographic.com/features/98/burrow



Science/Geography:



Meriwether Lewis recorded sixty-five different species of birds.

He, like Adam in Genesis, even got to name the birds, as well as other animals and plant species.


The Corps also named many places including, Lewiston, Idaho, and Clarkston, Washington. Wouldn't that be fun? Just imagine all the names you could dream up!

Locate Lewiston, Idaho, and Clarkston, Washington, on a map.

Meriwether Lewis even named two birds after William Clark and himself! They are still known today as Clark's Nutcracker and Lewis's Woodpecker.

- With your parent's supervision, download a picture of both of these birds. Label, and add them to your journal.

Lewis and Clark are famous for the journals they kept on the expedition. So, in Week 1 your children craft and begin keeping



a journal of various plants and animals they learn about throughout the course of this unit study. They continue adding to it with a mini-study on birds this week.

- Starting this week, you will identify and record in your journal the various birds that come to your feeder over the course of a month (or longer if you like).
- Make a simple bird feeder using the following instructions:

Hanging Tray Feeder

Have an adult help you drill a hole in each of the four corners of an old plastic tray or cookie sheet. Drill a few more holes around the edges for drainage.

For your hanger, loop a length of string (or rope) through two holes at one end and another through two holes at the other end. Fill with seed. Hang your feeder from a tree branch outside a window.

Fill Your Feeder with a Variety of Bird Seed:

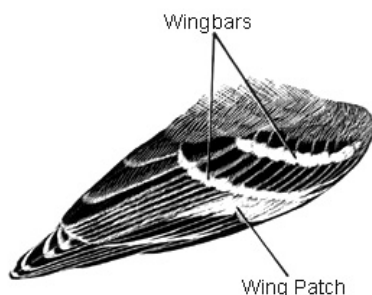
Since different kinds of birds like specific types of food, having an assortment of bird seed available will attract a wider variety of our fine feathered friends.



White millet attracts sparrows, juncos, and mourning doves.

Black sunflower and striped sunflower seeds attract a large variety of birds.

Cracked corn attracts jays, grackles, doves, and red-bellied woodpeckers.



Use a bird field guide from the library to help you identify the birds. Look for basic identification clues like color, body and beak shape and size, tail shape, wing bars and patches, and eye markings.

- Photograph or sketch the birds you see in your journal.
- Label and record the date of when you saw each bird.

(Half of BSA Req. 4a/AHG Req. 4)

Once-a-Week Unit Studies are written for ALL homeschool families to enjoy, but Boy Scouts and American Heritage Girls receive the added benefit of earning merit badge requirements while completing the same unit study assignments as the rest of their non-scout siblings.

While completing Lewis & Clark: From Sea to Shining Sea with the rest of their family, Boy Scouts will earn their Nature merit badge. American Heritage Girls will earn the majority of their Nature & Wildlife badge.

Boys Scouts and American Heritage Girls will be able to easily identify those assignments by the above fleur-de-lis and AHG icons. The requirements fulfilled will be noted in parentheses at the end of the assignment.

Be patient.
It may take up to a week before the birds feel secure enough to approach your feeder.

*For a more in-depth study of birds try:
Homeschool Legacy's *Birds of a Feather Once-a-Week Unit Study*.



Documentary:

- Watch *Sacagawea: Heroine of the Lewis and Clark Journey*.




Field Trip:



- Take a bird hike!

“Take only pictures, leave only footprints.” That is a good “leave no trace” principle to live by.

 With your parent's supervision, download and print out the “leave no trace” principles. Prepare a creative presentation to help teach these principles to your family. (AHG Req. 15 Pi/Pa)

- Pack your field guide, binoculars, journal, and pencils. Identify and record in your journal a minimum of eight species of birds.

(Other half of BSA Req. 4a)



A natural setting with an assortment of habitats will offer a greater opportunity to view a wider variety of birds. If available, select a setting that offers open meadows, woodlands, water, and rocky areas.

- Sit quietly for a minimum of five minutes in at least three different habitats. Be attentive to the different sounds you hear. Do the birds species vary according to the habitat? How many types of birds can you identify by their song? (AHG Req. 6E)
- Record your findings, the date, habitat, and location in your journal.

Does Lewis's Woodpecker or Clark's Nutcracker live in your area?
If so, be on the lookout for it!

Field trips are not intended to be taken on unit study day. We kept Fridays light, completing only the 3Rs in the morning, so we could spend the afternoon on a unit study field trip. Sometimes we took the field trip on Saturday so Dad could join us.

! Stump Your Dad Trivia:

Q: Which is the second fastest land animal in the world?

A: The American Pronghorn, endemic to North America and one of the many animals the Corps of Discovery saw, is second only to the Cheetah. It can run nearly 60 MPH!

Kids just love to discover they know something Dad doesn't...because Dad knows everything, right? We include Stump Your Dad Trivia as a fun way to involve Dad and alert him to what your children are learning in their studies. It also makes for great dinner conversation...if the kids can wait that long to stump him, that is!